





NOM I COGNOMS: \_\_\_\_\_



## REPASSA LES GRAFIES I PINTA EL DIBUIX

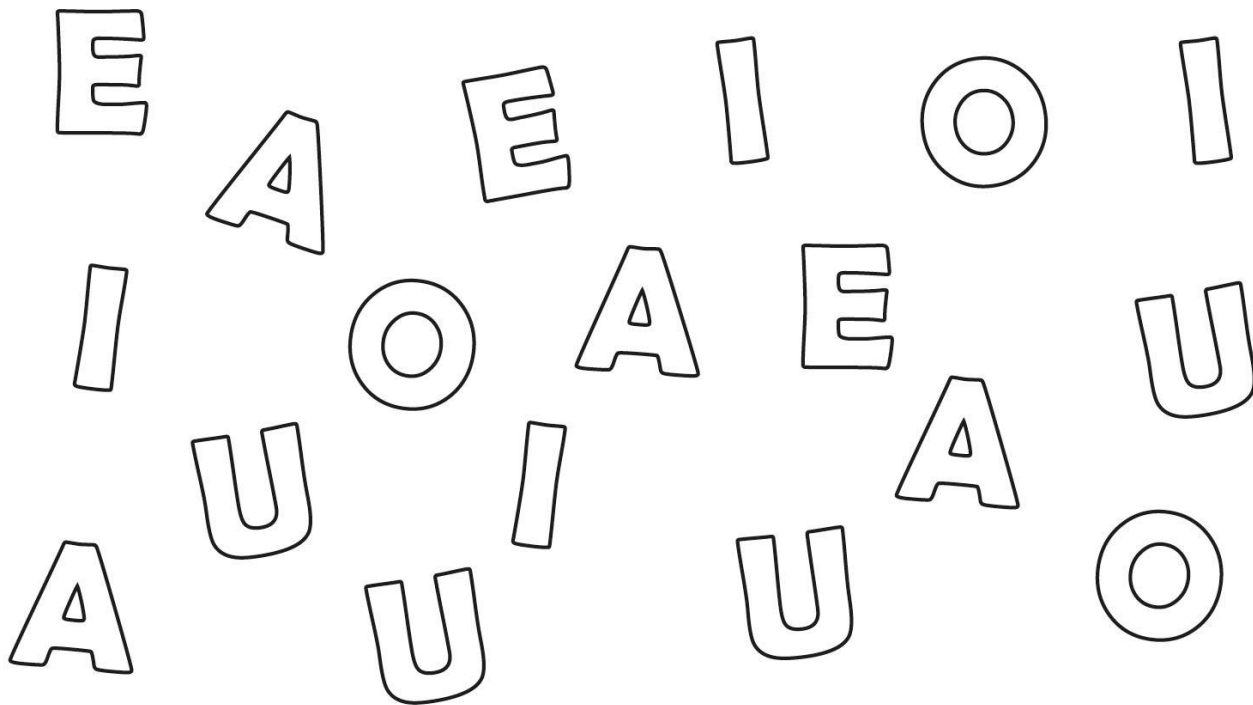


DATA: \_\_\_\_\_





Colorea la letra A.



Ficha de la e Repasa la grafía de la e.

Nombre:

Fecha:

E E E E E E E E


e e e e e e e e

e e e e e e e e

e e e e e e e e

e e e e e e e e

elefante




escalera



edificio



estrella



eme




escoba








Nombre: ..... Fecha: .....

### LAS VOCALES

 Rodea las vocales que están en mayúscula.



o a E u e a I e A  
a i I E e a U  
a i a U i i a u  
A O a O U I O a



*Colorea el número correcta de letras en cada palabra.*

*pizarra*

5   4   7   6

*mesa*

6   5   4   3

*mochila*

3   7   5   6

*silla*

4   5   6   3

*ceras*

1   5   3   2

*puerta*

3   5   6   4

**Nombre:**.....

a a a a a a

a a a a a a

a a a a a a

a a a a a a

a a a a a a

a a a a a a

a a a a a a

a a a a a a



\_\_\_\_\_ beja

# Grafomotricidad

a



a a a a a

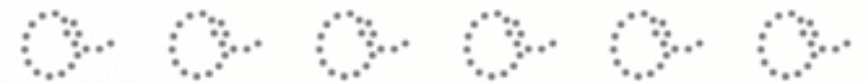
a a a a a

a a a a a

a a a a a



a a a a a

# Grafomotricidad





# Grafomotricidad



# Grafomotricidad

e

e e e e e

e e e e e




e e e e e e e

e e e e e e e

e e e e e e e



# Grafomotricidad



# Grafomotricidad


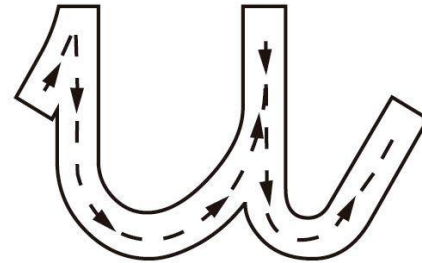



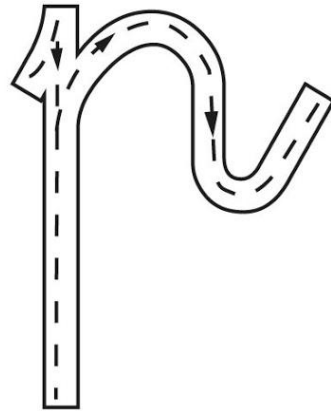
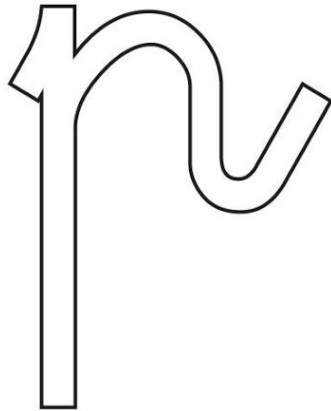
# Grafomotricidad



## Grafomotricidad








Tracing practice area consisting of three rows of handwriting lines. Each row contains five dashed lowercase 'n' characters. The first row includes arrows and numbers indicating stroke order: a vertical line down (1) and a curved line starting from the top of the vertical line, curving right and then down (2).

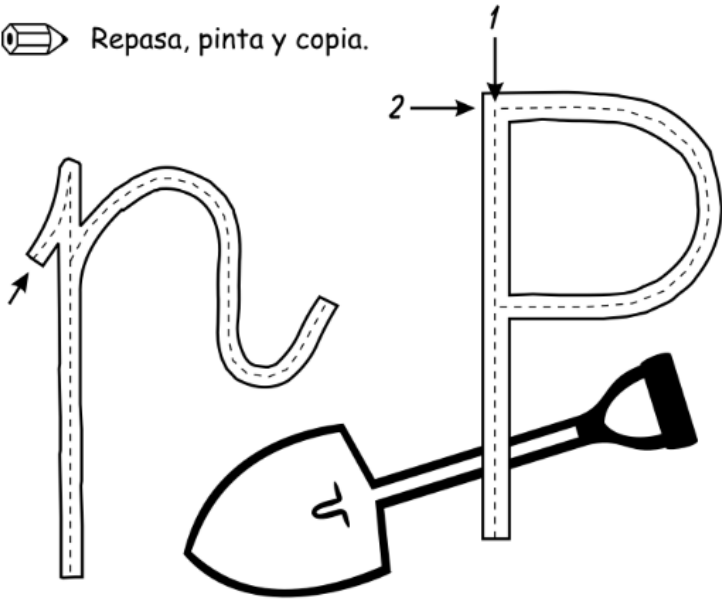


NOMBRE:

FECHA:

PO1.

 Repasa, pinta y copia.




n n n n n P P P P


\_\_\_\_\_

\_\_\_\_\_

na ne ni no nu

\_\_\_\_\_

 Rodea la letra "p".



Nombre: \_\_\_\_\_

Fecha: \_\_\_\_\_

P P P P P P P P P P P

P P P P P P P



P P P P P P P

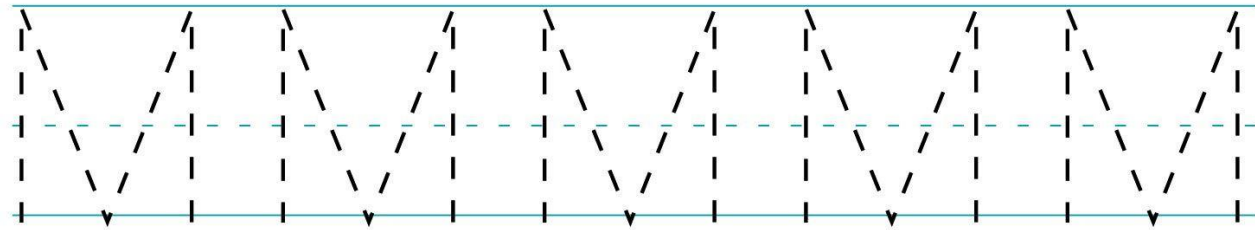
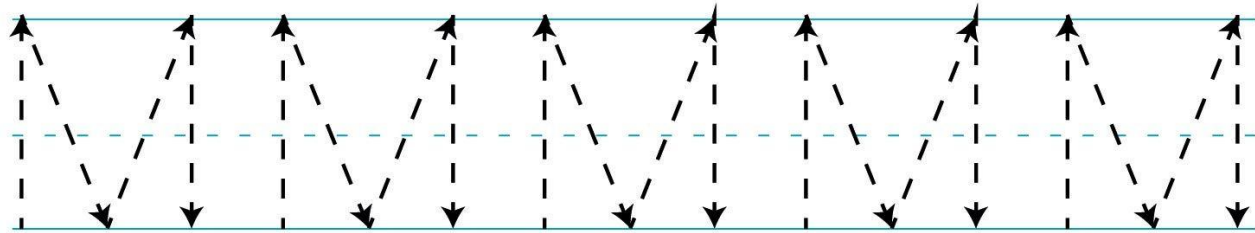
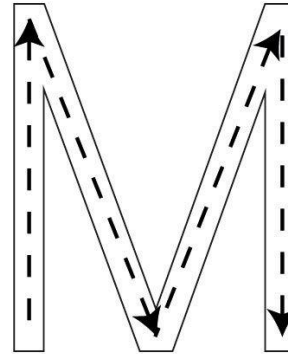
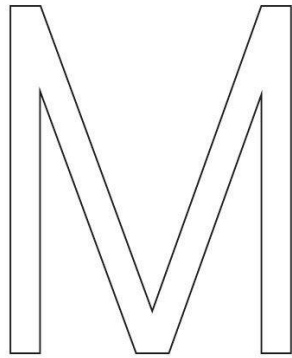
[www.lectoescritura.es](http://www.lectoescritura.es)

P P P P P P P



PATO






NOMBRE:

FECHA:

REPASA.



REPASA.



M I

M O

M U

M A

M E

M I

## Fichas de lectura **P p**

pa pe pi po pu

pa pi po pu

pa pi po pa pi pa

Pa Pepa papi pipí pupa

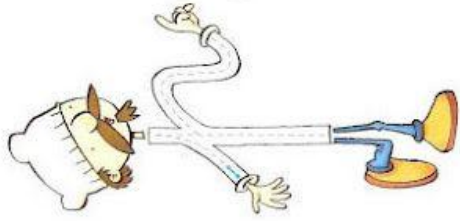

Papa, Pepe y Pipo

Papá aupa a Pepa.

Pipo pa y pa.

<http://trinitiblog.wordpress.com/>

Leemos



u → pu  
a → pa  
i → pi  
e → pe  
o → po

pa po pu pi pe

pi po pu pe pa

papa pupa pipa Pepe

popa pipi Pipo Pepa





P p

Papá pe pupa

pa pe pu pi

PO PI PU PE PA

Mi memia me aípa

Pepe y mami

Mi papi me oía

apio mua pipí pupa

Mi papá me aípa

Mi papá y mi mamá

P

p



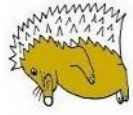
papá



Pepe



pie



púa

pa pi pe pe pu

ap ip ep op up

Pepe oía piii.

Papá auupa a Pepe.

**COLOREA LAS LETRAS DE CADA PALABRA.**

CLASE

C	T	E	S	P	A	L
---	---	---	---	---	---	---

PAPEL

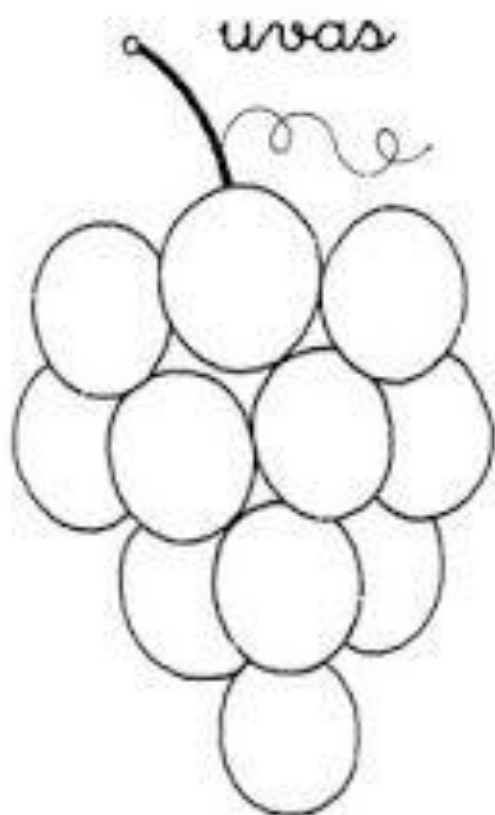
P	T	E	P	S	A	L
---	---	---	---	---	---	---

CUENTO

C	T	E	U	N	O	T
---	---	---	---	---	---	---

**NOMBRE:**.....

Colorea las uvas que tanto le gustan al Rey U



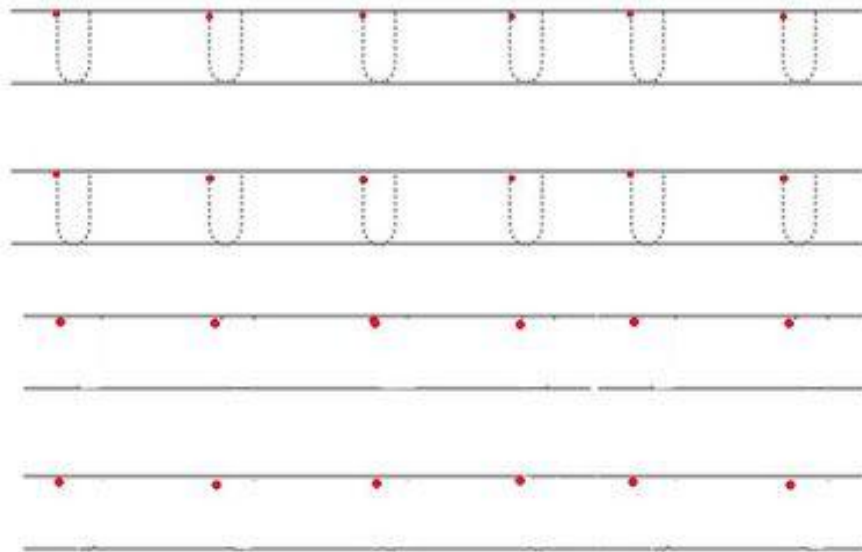
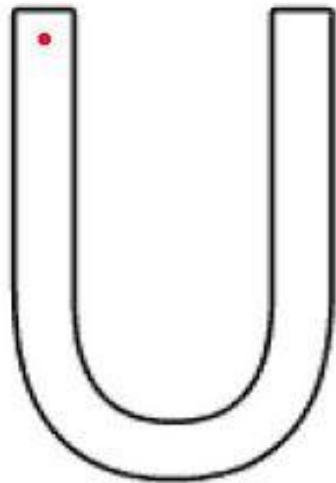
Tracing practice for the letter 'u'. It consists of four rows of handwriting lines. The first two rows each contain four dotted 'u' characters for tracing, each with a red starting dot. The last two rows each contain four red starting dots for independent writing practice.

Nombre: \_\_\_\_\_

Fecha: \_\_\_\_\_



Repasa y realiza el Rey U





El Rey U se ha escondido. ¿ Lo ves?



u	o	l	u	e	U	o	i
u	e	U	i	o	e	a	
U	i	u	i	a	u	E	u
o	A	e	U	u	i	o	
u	e	u	a	o	e	u	U
u	O	u	e	U	i	o	

Nombre: \_\_\_\_\_

Fecha: \_\_\_\_\_

P P P P P P P

P P P P

P P P P P P P



P P P P P P P

[www.lectoescritura.es](http://www.lectoescritura.es)

P P P P P P P

PATO

Nombre: \_\_\_\_\_

Fecha: \_\_\_\_\_ Ficha N°: \_\_\_\_\_


Colorea: A- amarilla

E- marrón

I- roja

O- azul

U- rosa



¿Cuántas hay?

A: \_\_\_

E: \_\_\_

I: \_\_\_

O: \_\_\_


U: \_\_\_



Nombre: \_\_\_\_\_

Fecha: \_\_\_\_\_ Ficha N.º: \_\_\_\_\_

Colorea así: a-rojo, e-naranja, i-azul,  
o-amarillo, u-verde.



au

ia

ua

ou

oi

uo

ua

ai

au

uo

oi

ou



T \_ RT \_ G \_



C \_ N \_ J \_



G \_ LL \_ N \_




G \_ T \_

Nombra los animales. Completa sus nombres con las vocales que faltan.

Completa las palabras con las vocales que faltan



\_\_ J \_\_



\_\_ S \_\_



\_\_ LL \_\_




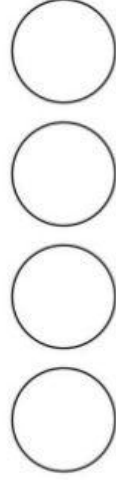
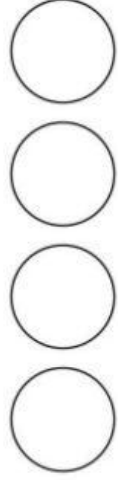


\_\_ V \_\_ J \_\_



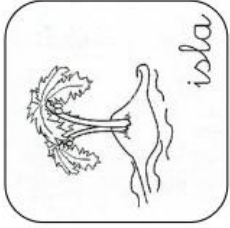

C \_\_ C \_\_ DR \_\_ L \_\_

**COLOREA TANTOS CÍRCULOS COMO SÍLABAS  
TENGA CADA DIBUJO**



Pica y pega cada sílaba en su

lugar. Nombre: .....



la

ne

o

is

so

ra

Actividades

- ✓ Repasa los trazos de estas vocales sin levantar el lápiz.

ai

ae

au

ea

ia

io

ea

oia

ou





CUADERNO LECTOESCRITURA 4 AÑOS

NOMBRE: