



CUADERNO

DE

MATES

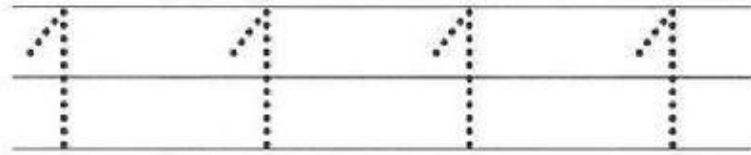

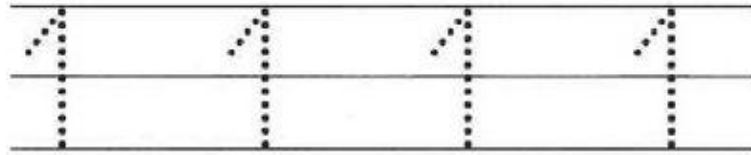
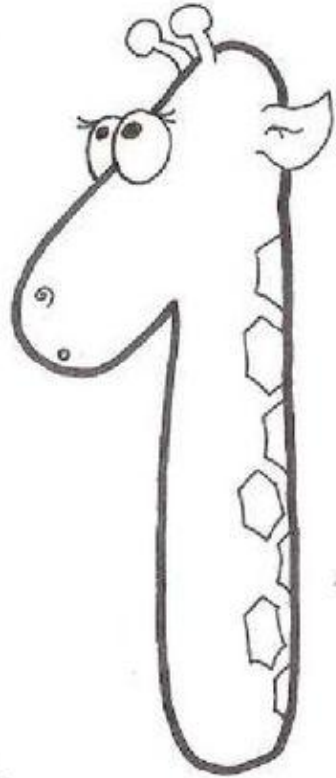
4 AÑOS



NOMBRE

El número 1

FECHA



Nombre: \_\_\_\_\_

Repasa los números y pinta la serie cuadrado rojo-verde



Nombre: \_\_\_\_\_



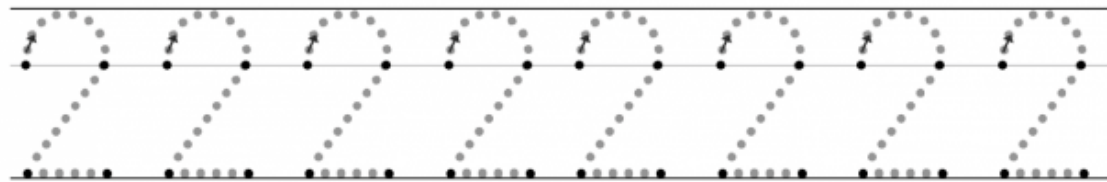
Colorear



Pegar bolitas






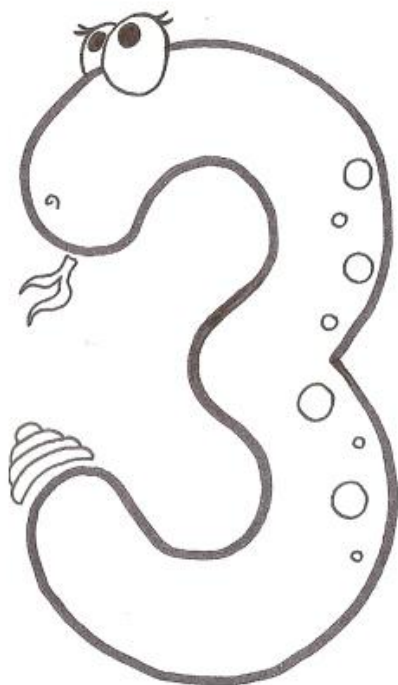
Repasar



NOMBRE

El número 3

FECHA

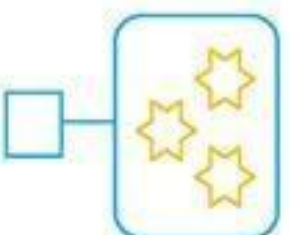
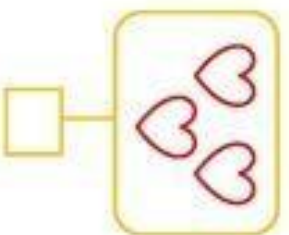
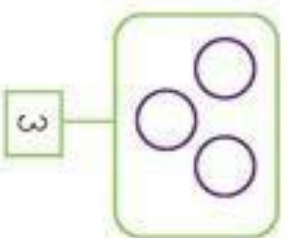


Nombre: \_\_\_\_\_


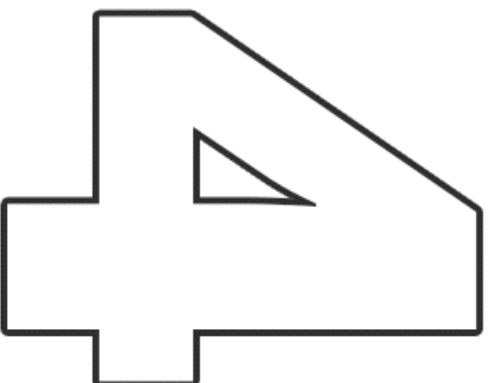

Fecha: \_\_\_\_\_

Ficha 16

Colorea y escribe el número 3.



Nombre: \_\_\_\_\_



Nombre: \_\_\_\_\_

Repasa los números y pinta la serie de cuadrados amarillo-azul-rojo

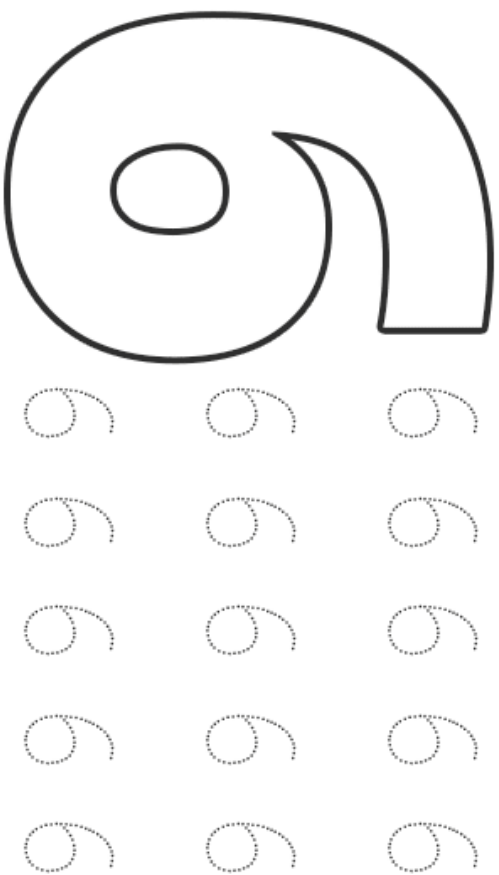
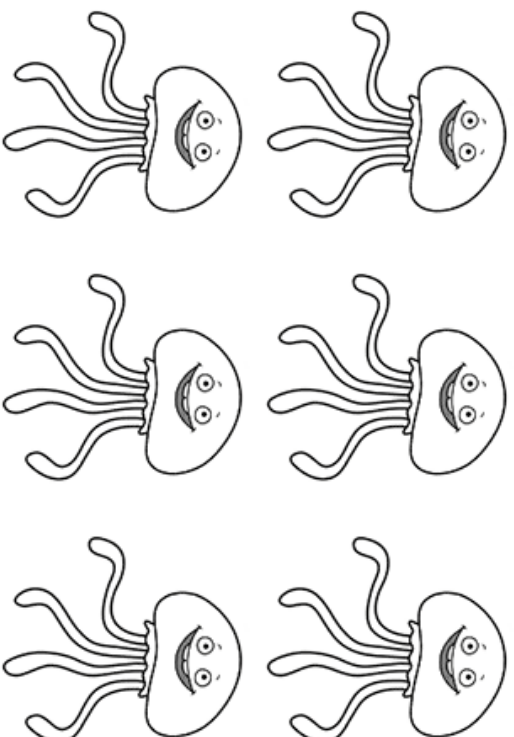




Los números

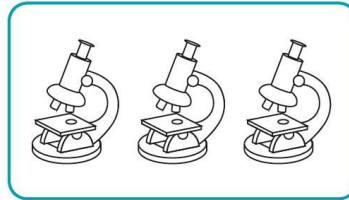
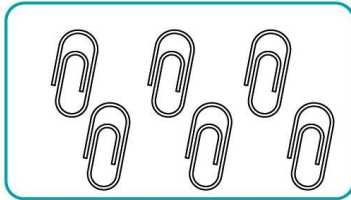


Nombre: \_\_\_\_\_





¿Cuántos hay? Une los dibujos con su número.



1

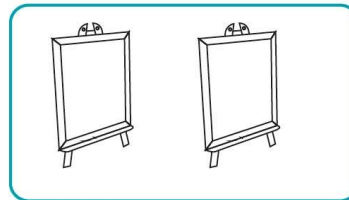


2

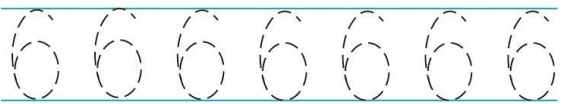
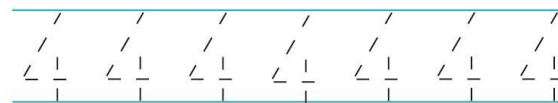
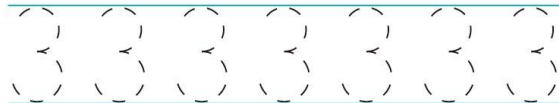
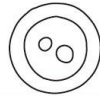
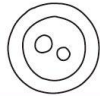
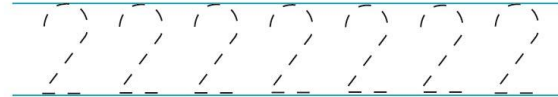


3

4

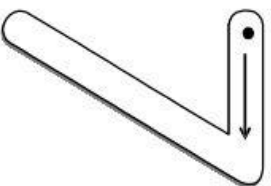
5

6






Haz el trazo.

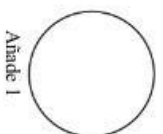
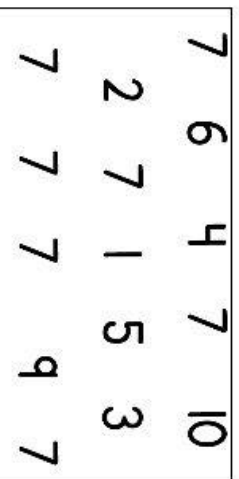


Pon 7 pegatinas

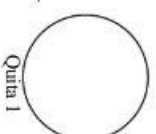


Rodea los números 7

Número anterior y posterior



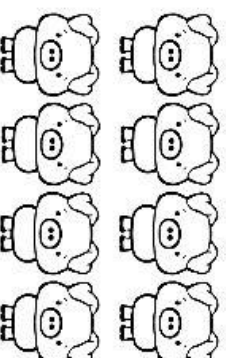
7




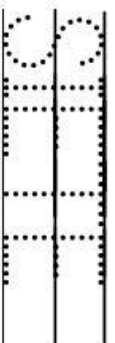
Usa fichas para mostrar el 7



Colorea 7 cerditos





Repasa



Nombre: \_\_\_\_\_


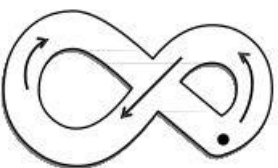
Fecha: \_\_\_\_\_

Colorear ocho helados.





Haz el trazo.

Pon 8 pegatinas

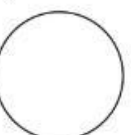


Rodea los números 8

Número anterior y posterior



8


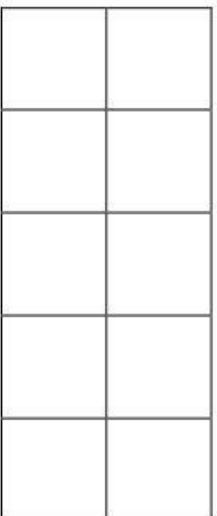


Añade 1


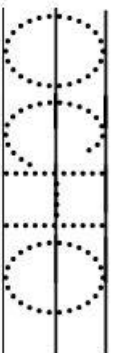
Quita 1

Usa fichas para mostrar el 8

Colorea 8 gatos



Repasa

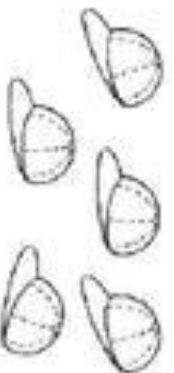


## Números hasta el 9

Nombre \_\_\_\_\_

Fecha \_\_\_\_\_

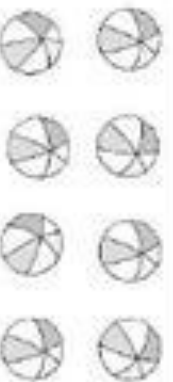
1 Cuenta y rodea el número.



3 5 7



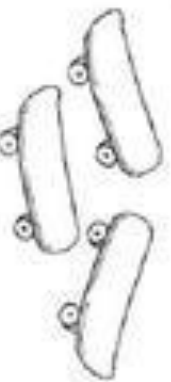
2 4 6



6 7 8



1 4 8



3 6 9



5 6 7

2 Completa.

0 1 2 □ □ □ □ □ □ □ □

9 8 7 □ □ □ □ □ □ □ □

Trazo  
Diez

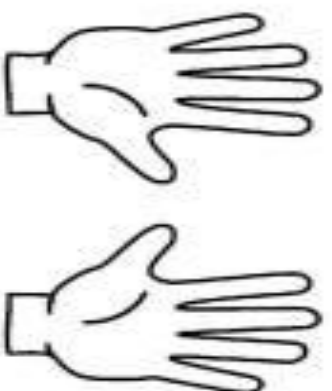
Repetido

10 10 10 10  
10 10 10 10  
10 10 10 10

Cuenta

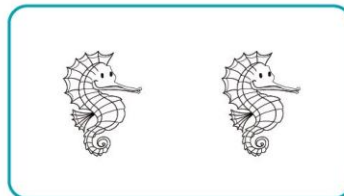
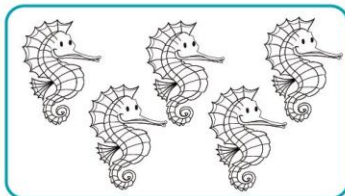
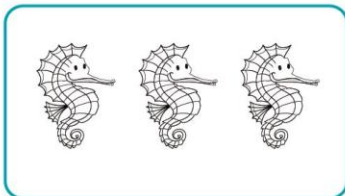


Colorea 10

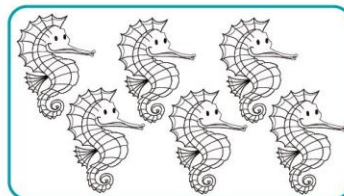
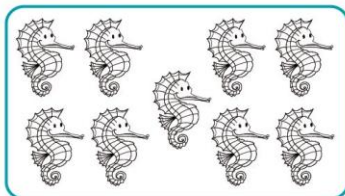
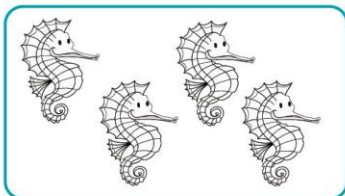




¿Cuántos caballitos hay? Une los dibujos con su número.



1 2 3 4 5 6 7 8 9 10



# Completa

Completa el número indicado. Repasa el trazo de los números.

**7**



Two shaded circles followed by a long horizontal line for writing.

**4**



One shaded circle followed by a long horizontal line for writing.

**6**



Three shaded circles followed by a long horizontal line for writing.

**8**



Two shaded circles followed by a long horizontal line for writing.

**2**



One shaded circle followed by a long horizontal line for writing.

**1**



A long horizontal line for writing.

**9**



Four shaded circles followed by a long horizontal line for writing.

1 2 3 4 5 6 7 8 9 10

# Cuenta

Cuenta y escribe el número correcto. Reposa el trazo de los números.



1 2 3 4 5 6 7 8 9 10



Nombre: .....

Fecha: .....

Escribe los números que faltan:



1 2  4 5  7   10

3 4   7 8 9

5  7  9 10  12 13

11 12 13   16 17 18

8  10  12 13  15 16

11  13 14  16 17

¿Qué número va después de .... ? ¿Y antes de .... ?



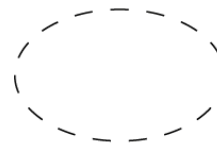
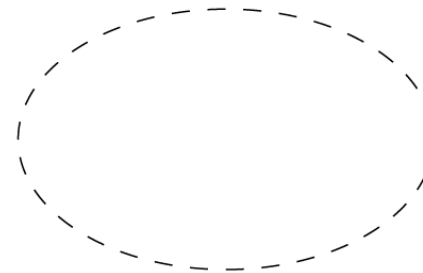
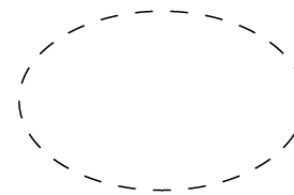
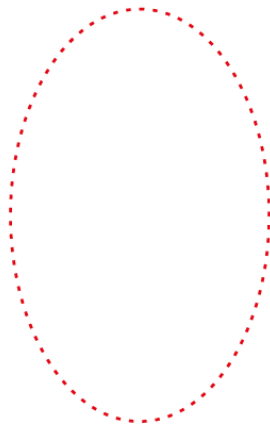
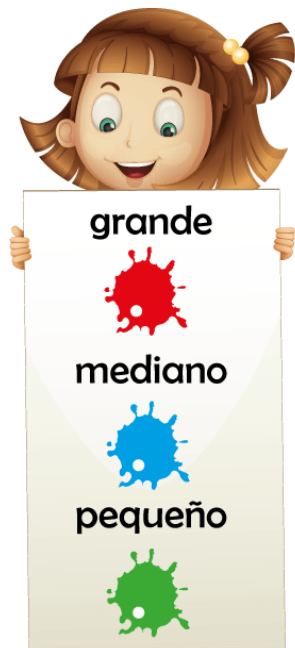
Nombre:

Fecha:

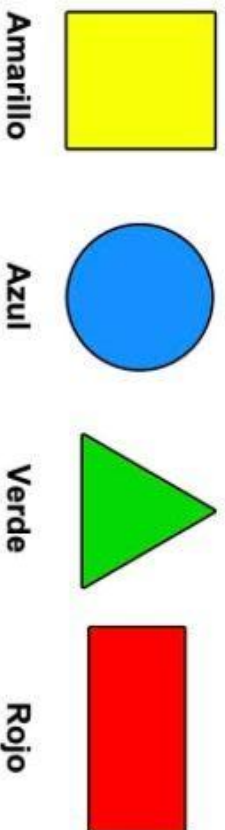
Cuadernillo 1  
Lógico Matemática 4 años




## Óvalo



Observa y comenta: ¿Qué figuras ves en la imagen? ¿Qué forma tienen? Punza el óvalo. Repasa los óvalos según la clave. Colorea los óvalos según la clave.



Pinta del mismo color las figuras que sean iguales



# A summer ☀☀☀


\* Suma:




+




=




+



=



+



=



